





90° Herringbone




100% - 6x9 Rectangle

45° Herringbone




100% - 6x9 Rectangle

Stack Bond




100% - 6x6 Square

Running Bond



100% - 6x9 Rectangle

Running Bond



100% - 6x6 Square

Installation Tips

- Begin laying pavers at a corner, following a string or chalk line to keep lines straight.
- To ensure good color distribution, take pieces from several pallets at once.
Remove paving stones in stacks rather than layers.
- Cutting may be required.