




60MM PAVERS

HOLLAND STONE™

A simple paver shape offering Old World charm with renowned durability. The design flexibility, simple rectangular shape and ease of installation make Holland Stone a favorite for homeowners. Holland Stone is often used as an accent or border course with other NewLine pavers.



4x8

DIMENSIONS

Product	Width (in.)	Length (in.)	Height (in.)	Thickness (mm)	Pieces/Sq. Ft.	Bands/Pallet	Sq. Ft./Band	Weight/Band (lbs.)	Pieces/Band	Layers/Pallet	Sq. Ft./Pallet	Pieces/Pallet	Pallet Wgt. (lbs.)
4x8	4	8	2 3/8	60	4.66	6	20	502	90	10	103	480	2,884

Notes: All dimensions shown are nominal.

3 1/8" thick units available by special order.

Color swatches are for reference. Please refer to actual samples for proper color matching.

PRODUCT DETAILS

- Compressive strength - The average compressive strength shall not be less than 8000 PSI.
- Resistance to Freeze Thaw Cycle - Dry weight loss not to be greater than 1% of weight when subjected to 50 cycles of freezing and thawing.
- Absorption - The average absorption of test samples shall not be greater than 5%.
- Made according to ASTM C936 specifications.

AVAILABLE COLORS




Fieldstone




Granite


HOLLAND STONE PATTERN OPTIONS




Running Bond



Single Basket weave



Double Basket weave



Herringbone