




## 60MM PAVERS

# VERANDA™ & VERANDA XL™

Veranda deliver a sleek, modern style and sophistication. Install as a stand-alone three-piece system or combine with the larger Veranda XL units to create a six-piece paving system. Veranda XL pavers bring a large-scale contemporary feel to your project.

### Veranda (Bundled)



4x8

8x8

8x12

### Veranda XL\* (Bundled)



8x16

16x16

16x24

## DIMENSIONS

Product		Width (in.)	Length (in.)	Height (in.)	Thickness (mm)	Pieces/ Sq. Ft.	Unit Wgt. (lbs.)	Sq. Ft./ Pallet	Pieces/ Pallet	Pallet Wgt. (lbs.)
Veranda Bundled	4x8	4	8	2 3/8	60	2.33	6	103	80	2,931
	8x8	8	8	2 3/8			12		80	
	8x12	8	12	2 3/8			18		80	
Veranda XL Bundled	8x16	8	16	2 3/8	60	0.58	24	103	20	2,931
	16x16	16	16	2 3/8			48		20	
	16x24	16	24	2 3/8			72		20	

Notes: Full cubes only. \*XL not recommended for vehicular applications.

All dimensions shown are nominal.

Color swatches are for reference. Please refer to actual samples for proper color matching.

## PRODUCT DETAILS

- Made of durable concrete with iron oxide pigments that will not fade with extended UV exposure. Meets or exceeds applicable requirements of ASTM C936 and C1782.
- Joints and surfaces meet ADA gap and lippage requirements.
- Smooth surfaces and finely chamfered edges combine to create a sleek and contemporary look.

## AVAILABLE COLORS



Coastal Tan



Fieldstone



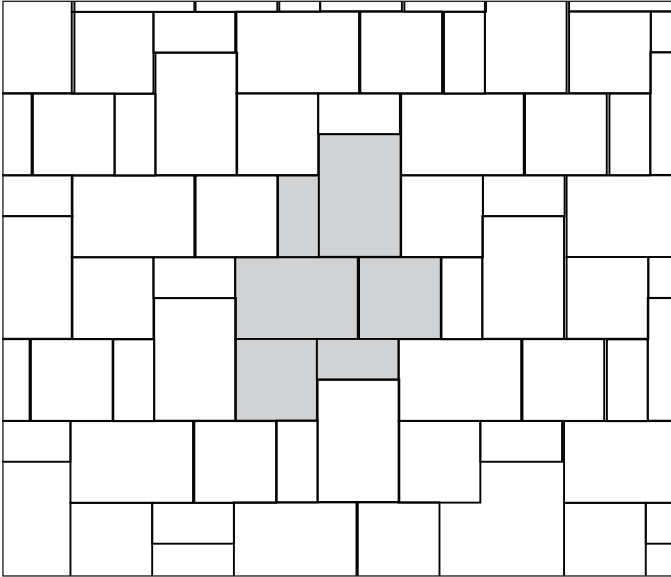
Granite



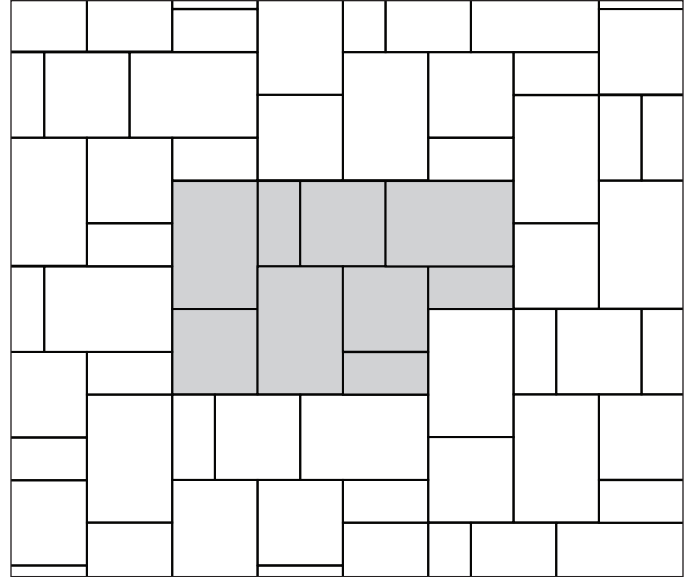
Mesquite

## VERANDA PATTERN LAYOUTS

This pallet includes: 240 pieces of 4x8, 8x8 and 8x12



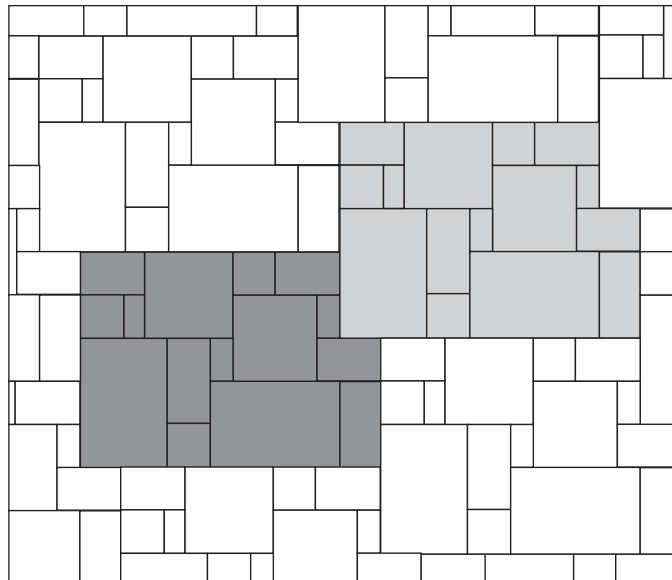
Veranda Pattern A



Veranda Pattern B

## VERANDA COMBO LAYOUT: REGULAR & XL

This pallet includes: 4x8, 8x8, 8x12, 8x16, 16x16 and 16x24



Veranda & Veranda XL Combo Pattern